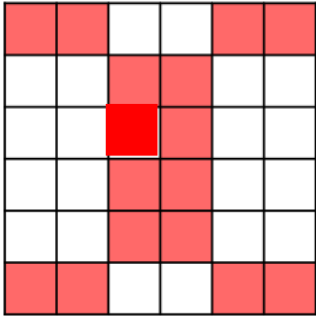


Rotational Symmetry

Add the number of squares specified to get the required order of rotational symmetry.

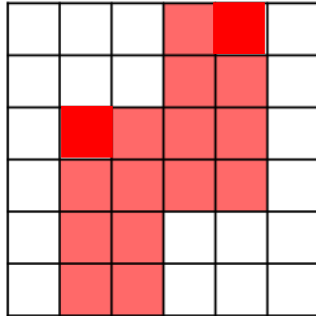
(a)

Add one square for order 2



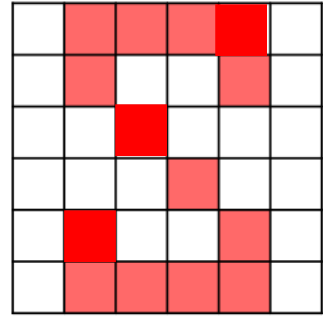
(b)

Add two squares for order 2



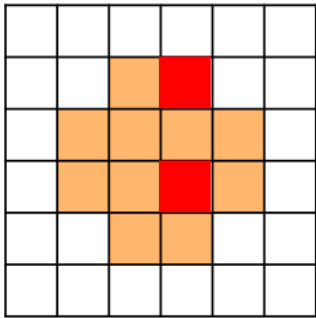
(c)

Add 3 squares for order 2



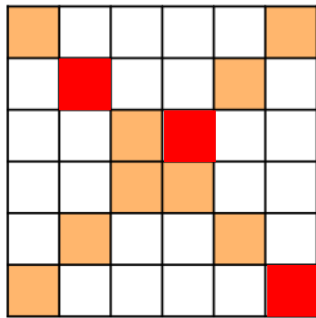
(d)

Add two squares for order 4



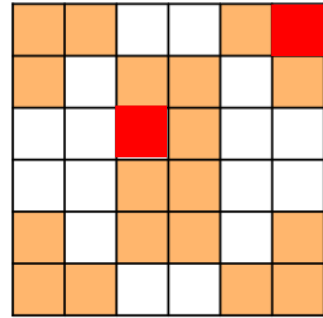
(e)

Add 3 squares for order 4



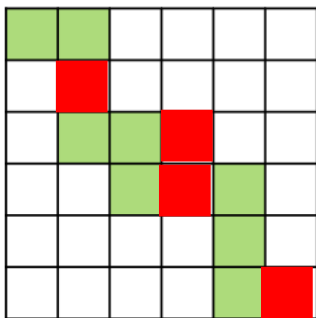
(f)

Add two squares for order 2



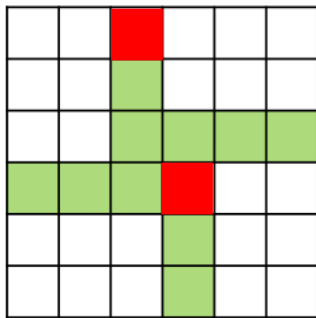
(g)

Add 4 squares for order 2



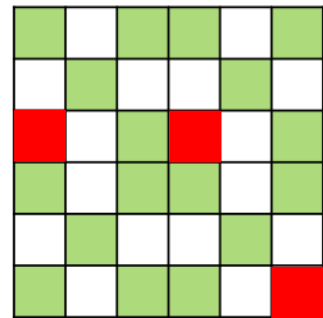
(h)

Add two squares for order 4



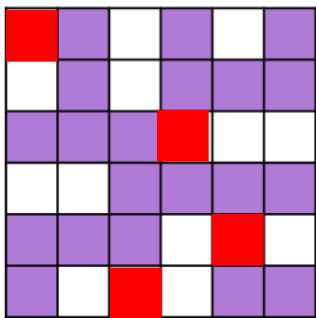
(i)

Add 3 squares for order 4



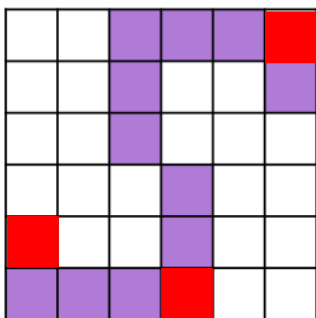
(j)

Add 4 squares for order 4



(k)

Add 3 squares for order 2



(l)

Add 5 squares for order 4

