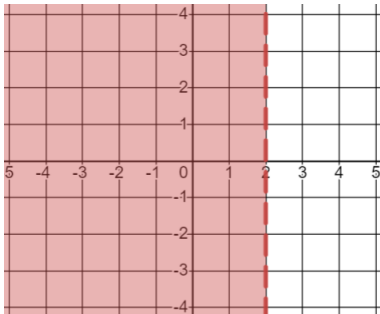


Describing Harder Graphical Inequalities

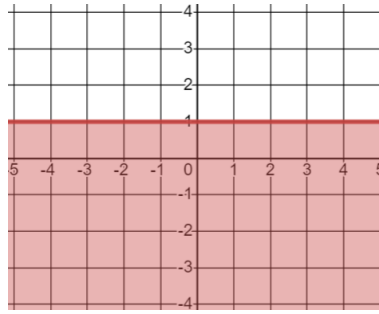
Write down the inequality or inequalities that define the shaded region.

(a)



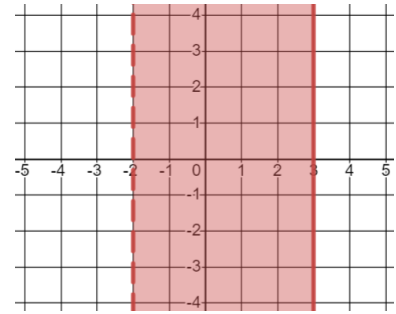
$$x < 2$$

(b)



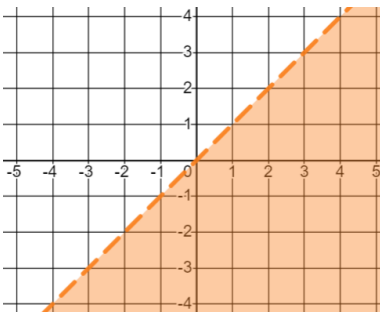
$$y \leq 1$$

(c)



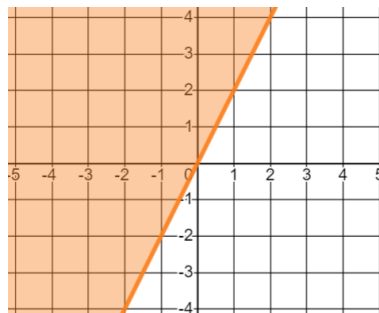
$$-2 < x \leq 3$$

(d)



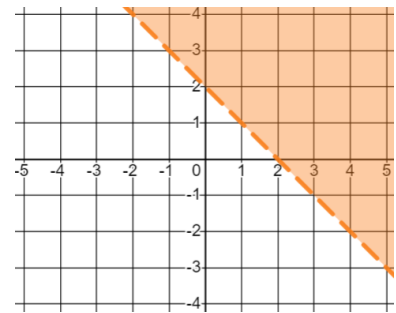
$$y < x$$

(e)



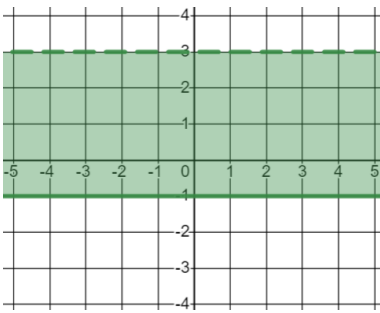
$$y \geq 2x$$

(f)



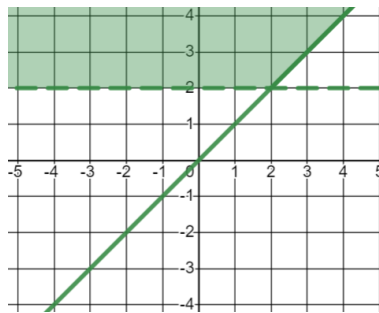
$$x + y > 2$$

(g)



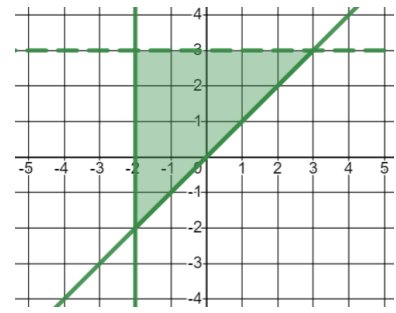
$$-1 \leq y < 3$$

(h)



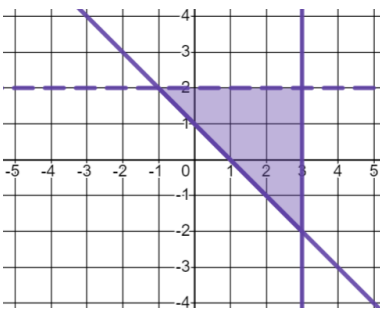
$$y \geq x \text{ and } y > 2$$

(i)



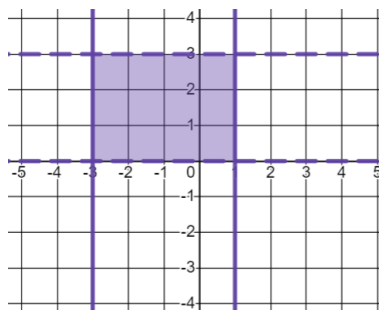
$$y \geq x, x \geq -2 \text{ and } y < 3$$

(j)



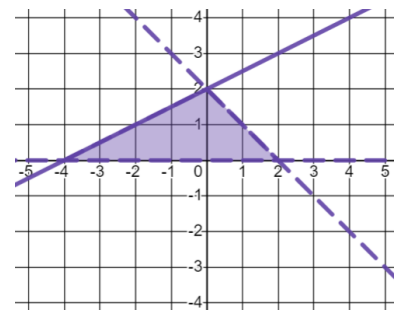
$$x + y \geq 1, x \leq 3 \text{ and } y < 2$$

(k)



$$-3 \leq x \leq 1 \text{ and } 0 < y < 3$$

(l)



$$y \leq 0.5x + 2, x + y < 2 \text{ and } y > 0$$