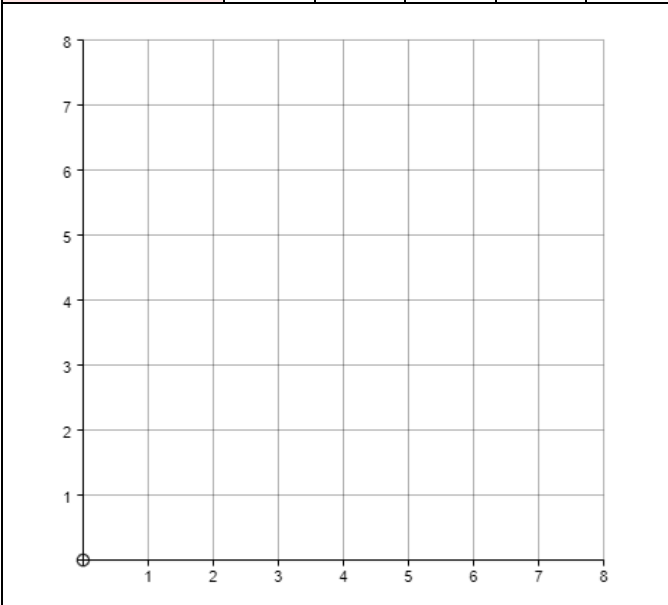


Plotting Linear Graphs

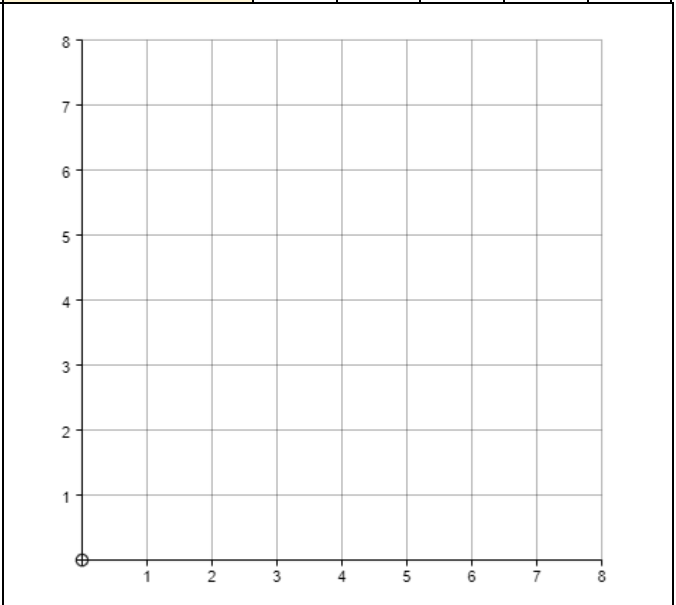
(a)

x	0	1	2	3	4
$y = x + 1$					
$y = x + 2$					
$y = x + 3$					



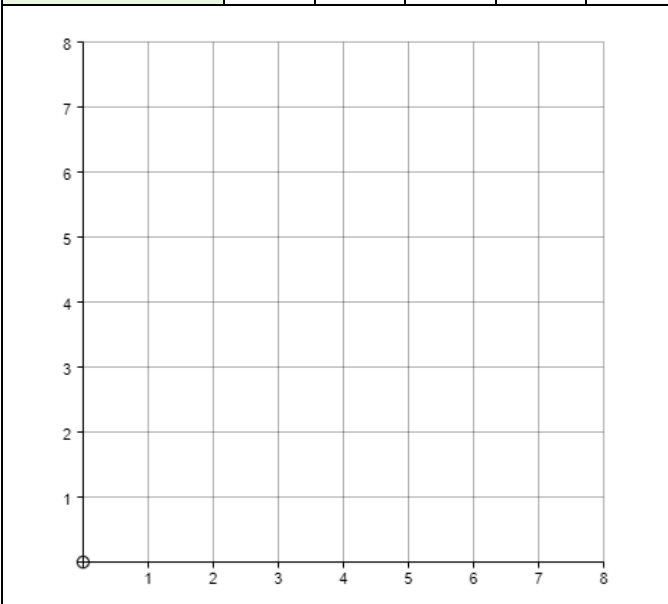
(b)

x	0	1	2	3	4
$y = 8 - x$					
$y = 7 - x$					
$y = 6 - x$					



(c)

x	0	1	2	3	4
$y = 0.5x$					
$y = x$					
$y = 2x$					



(d)

x	0	1	2	3	4
$y = 8 - 0.5x$					
$y = 8 - x$					
$y = 8 - 2x$					

