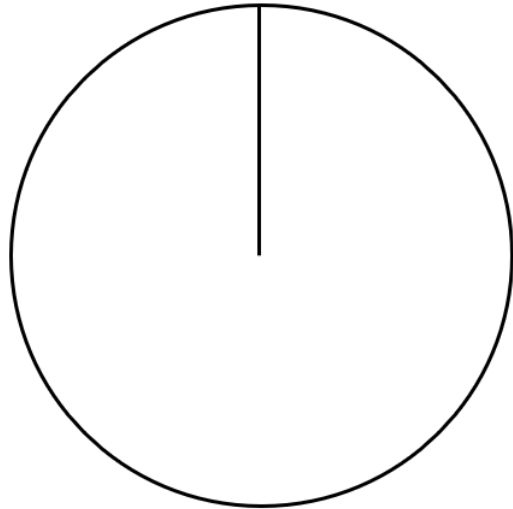


## Bar Charts and Pie Charts

**(a)**

Mike recorded the numbers of different birds in a garden. Complete the table then draw and label a suitable pie chart.

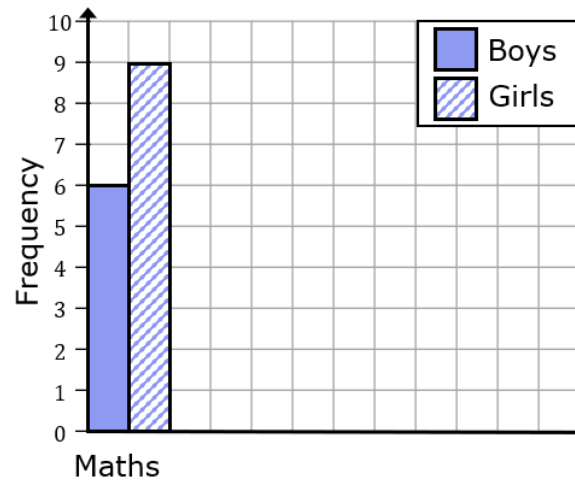
Colour	Robin	Pigeon	Magpie	Crow
Frequency	7	16	11	6
Angle				



**(b)**

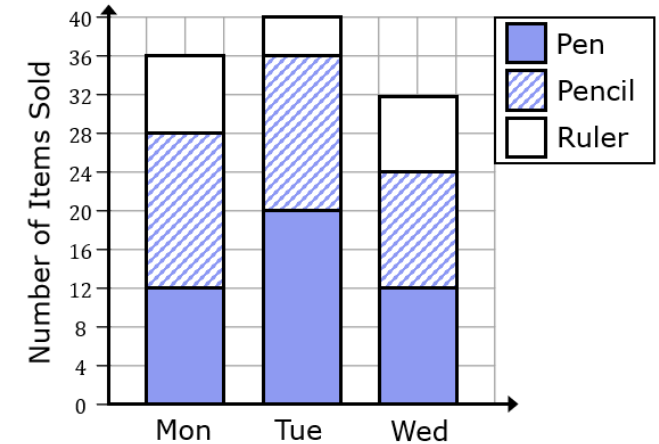
The table shows the favourite subjects of a number of boys and girls in a primary school. Complete the comparative bar chart.

	Maths	English	Art	History
Boys	6	7	5	3
Girls	9	4	6	5



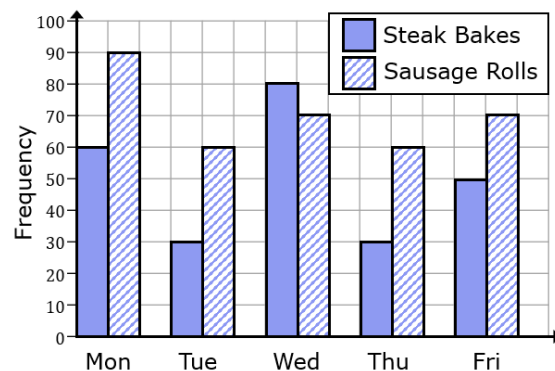
**(c)**

The composite bar chart shows the different types of stationery sold in a school shop across three days of the week.



- (i) Find the total number of pencils sold across all three days.
- (ii) How many more pens than rulers were sold over the three days?

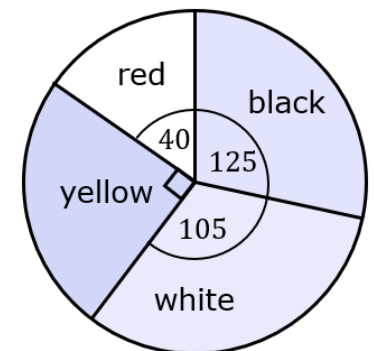
**(d)**



The comparative bar chart shows the number of steak bakes and sausage rolls sold on different days of a week. Find the ratio of steak bakes to sausage rolls sold, giving your answer in its simplest form.

**(e)**

Giovanni recorded the different colours of cars on a road over an afternoon. The information is shown in a pie chart. If there were 168 white cars recorded by Giovanni. Work out how many more black cars than red cars Giovanni counted.

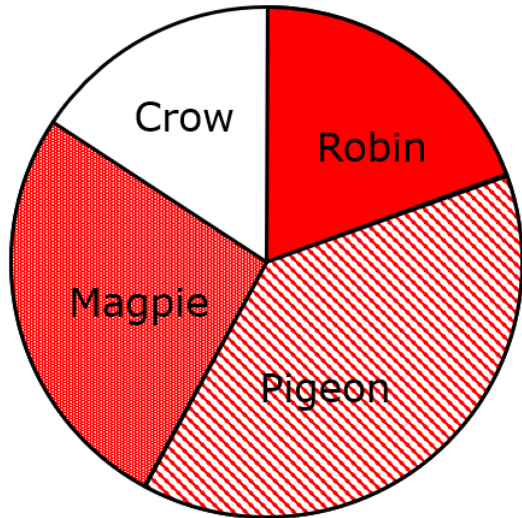


## Bar Charts and Pie Charts

**(a)**

Mike recorded the numbers of different birds in a garden. Complete the table then draw and label a suitable pie chart.

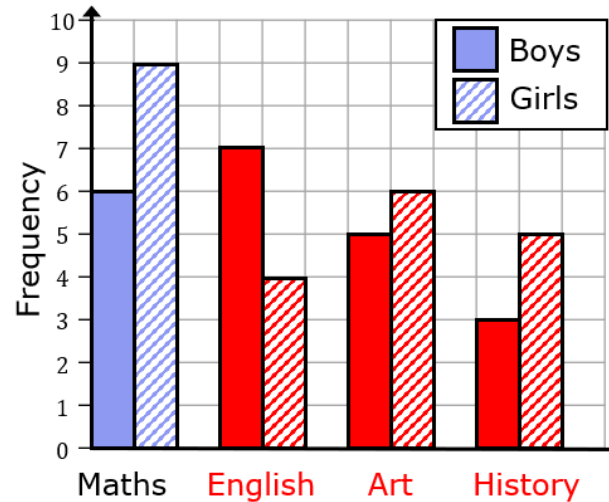
Colour	Robin	Pigeon	Magpie	Crow
Frequency	7	16	11	6
Angle	63	144	99	54



**(b)**

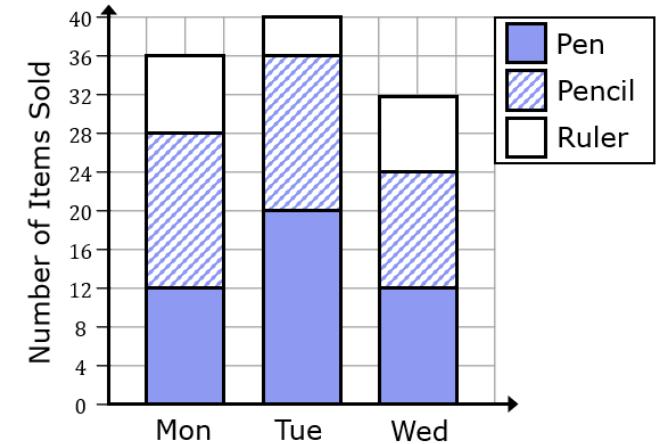
The table shows the favourite subjects of a number of boys and girls in a primary school. Complete the comparative bar chart.

	Maths	English	Art	History
Boys	6	7	5	3
Girls	9	4	6	5



**(c)**

The composite bar chart shows the different types of stationery sold in a school shop across three days of the week.



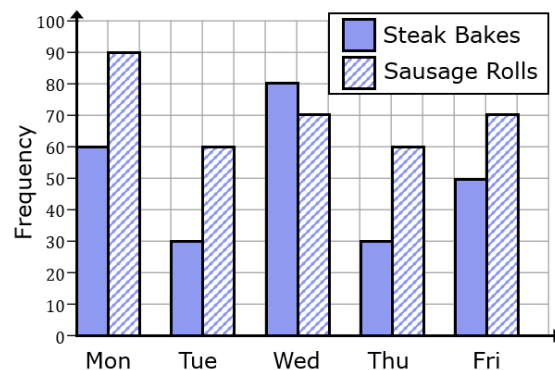
(i) Find the total number of pencils sold across all three days.

44

(ii) How many more pens than rulers were sold over the three days?

24

**(d)**

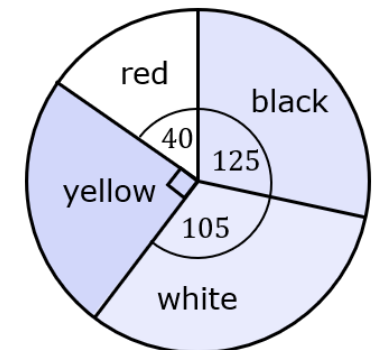


The comparative bar chart shows the number of steak bakes and sausage rolls sold on different days of a week. Find the ratio of steak bakes to sausage rolls sold, giving your answer in its simplest form.

5 : 7

**(e)**

Giovanni recorded the different colours of cars on a road over an afternoon. The information is shown in a pie chart. If there were 168 white cars recorded by Giovanni. Work out how many more black cars than red cars Giovanni counted.



136