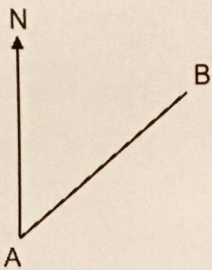


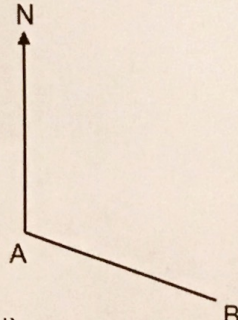
Measuring and Drawing Bearings

Measure the bearing of B from A.

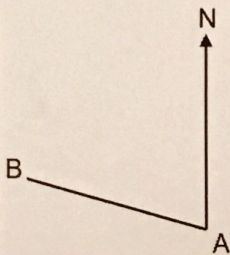
(a)



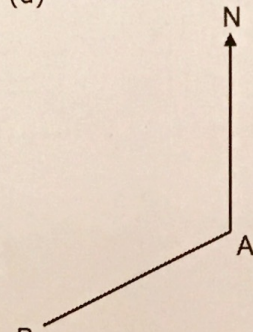
(b)



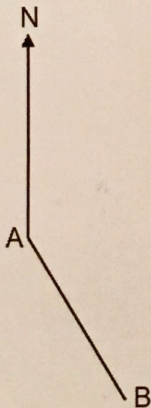
(c)



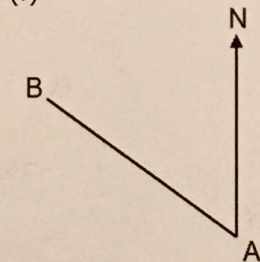
(d)



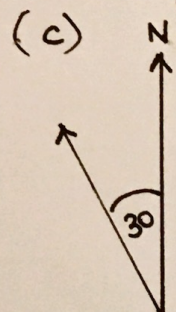

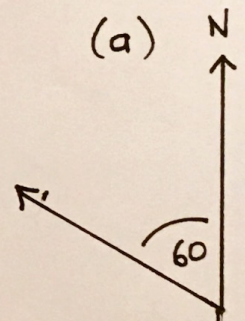
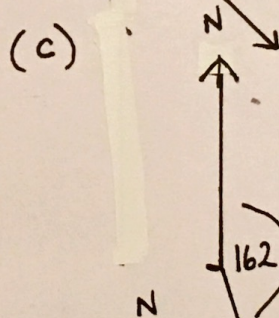
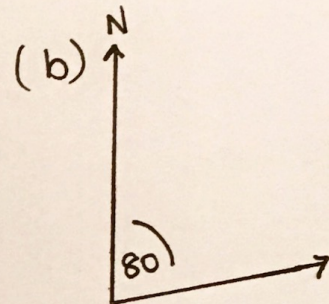
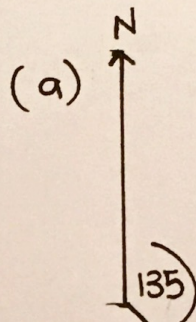
(e)



(f)



- (a) 050°
 (b) 110°
 (c) 285°
 (d) 245°
 (e) 150°
 (f) 305°



Draw the following bearings:

- (a) A point B on a bearing of 135° from A
 (b) A point B on a bearing of 080° from A
 (c) A point B on a bearing of 162° from A

Draw the following bearings:

- (a) A point B on a bearing of 300° from A
 (b) A point B on a bearing of 205° from A
 (c) A point B on a bearing of 330° from A