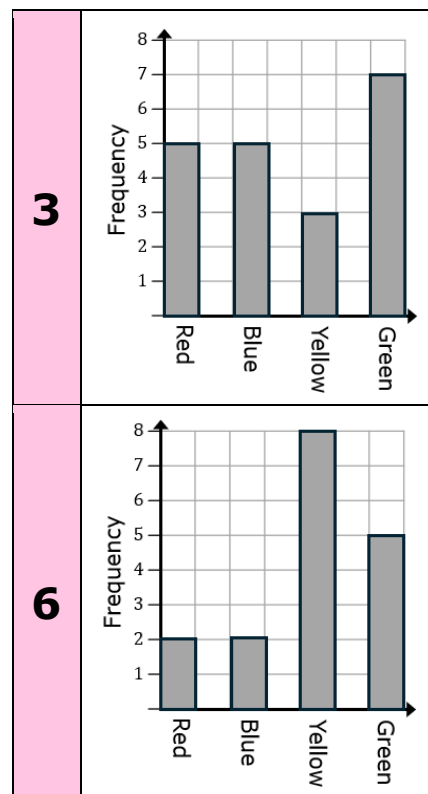
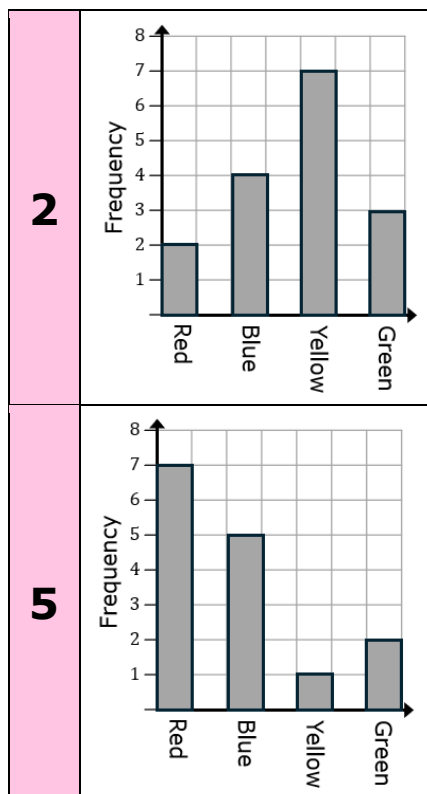
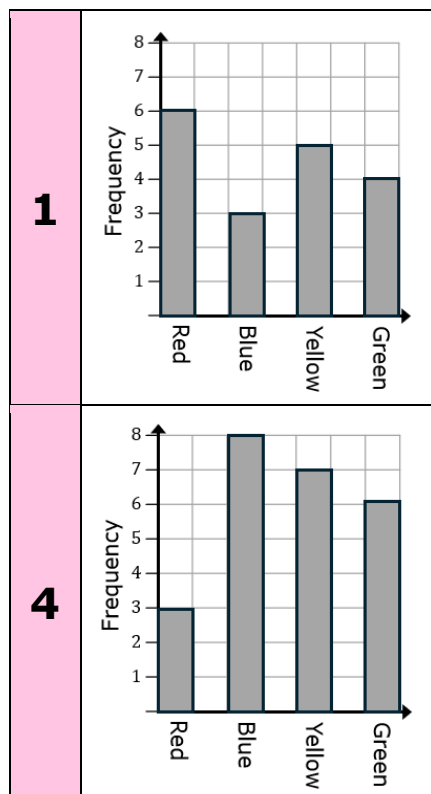


# Match-Up

# Reading Bar Charts

Match two correct statements to each bar chart showing students' favourite colours.



**A** Three more students said yellow was their favourite than said blue.

**D** Twice as many students preferred green than red as their favourite colour.

**G** Half of students said yellow or green was their favourite colour.

**J** The most popular colour chosen by students was green.

**B** A total of 15 students were surveyed.

**E** Twelve students did not choose red as their favourite colour.

**H** Three more students said blue was their favourite than said green.

**K** One third of students said red was their favourite colour.

**C** Seven students said red or green was their favourite colour.

**F** A total of 24 students were surveyed.

**I** The ratio of students who preferred yellow to red was 4:1

**L** 12.5% of students said their favourite colour was red.

1		2		3		4		5		6	
E	K	A	L	G	J	D	F	H	B	C	I