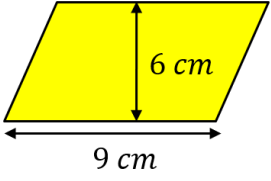
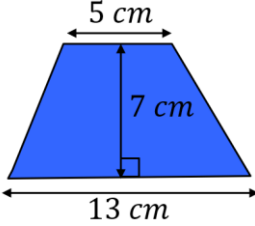
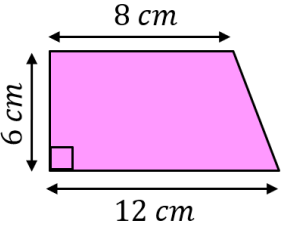
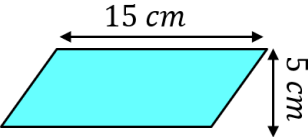
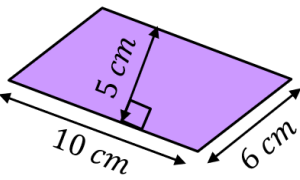
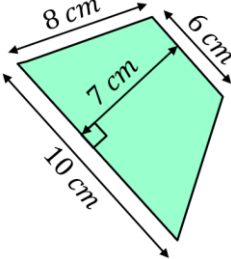
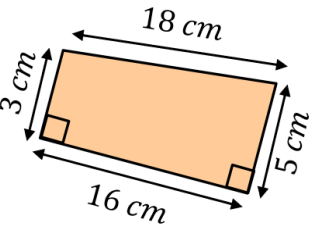
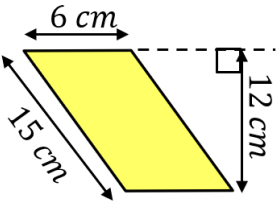
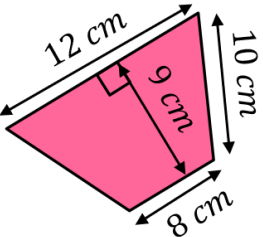
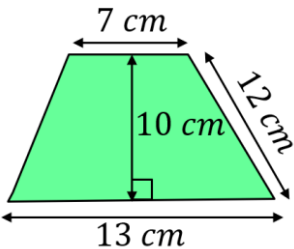


Match-Up Areas of Parallelograms and Trapeziums

1		2	
3		4	
5		6	
7		8	
9		10	

A	50 cm^2
B	90 cm^2
C	63 cm^2
D	64 cm^2
E	75 cm^2
F	56 cm^2
G	100 cm^2
H	54 cm^2
I	72 cm^2
J	60 cm^2

1	2	3	4	5	6	7	8	9	10
H	C	J	E	A	F	D	I	B	G