



**Loci Practice Grid** – Shade the region inside the rectangle which satisfies the conditions given.


(a) Less than 3 cm from A



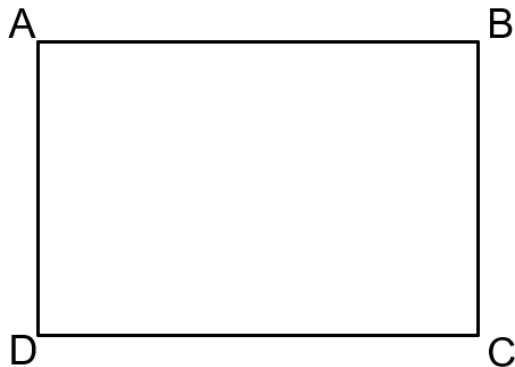
(b) More than 3 cm from D



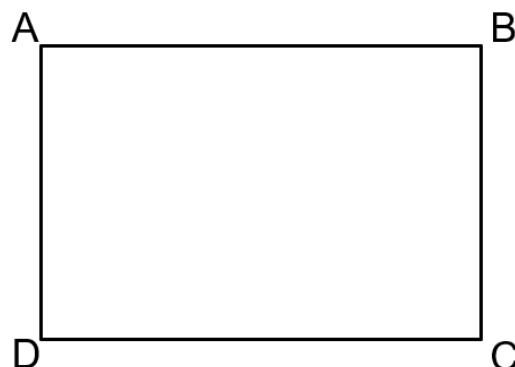
(c) More than 2 cm from AB



(d) Less than 3 cm from BC



(e) Closer to AB than AD



(f) Closer to A than B



**Harder Loci Practice Grid** – Shade the region inside the rectangle which satisfies the conditions given.


(a) Less than 3 cm from A and more than 2 cm from AB



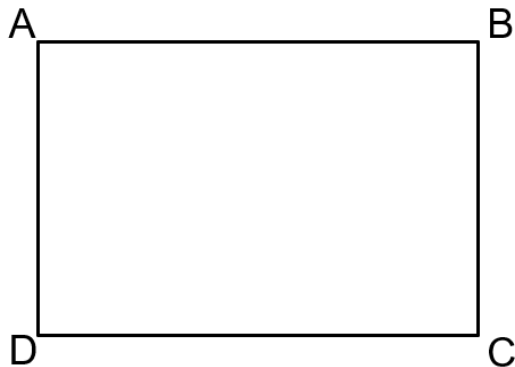
(b) More than 3 cm from B and closer to AB than BC



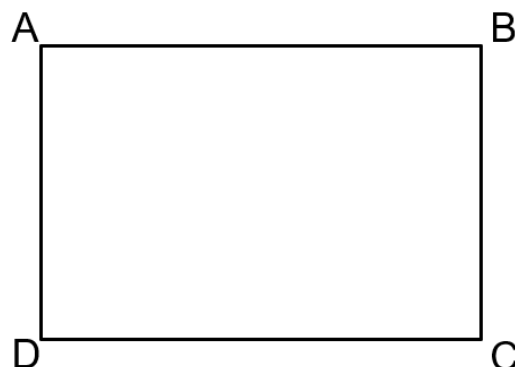
(c) Closer to AD than AB and less than 2 cm from AB



(d) Less than 3 cm from BC and less than 2 cm from CD



(e) Closer to A than B and more than 4 cm from A



(f) More than 3 cm from D and more than 4 cm from B

