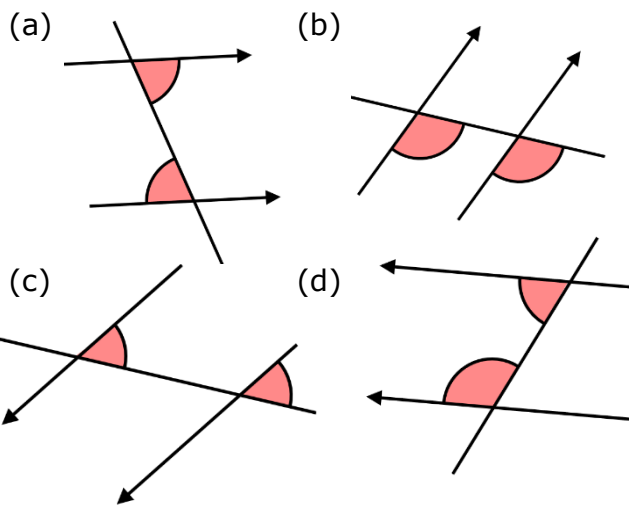


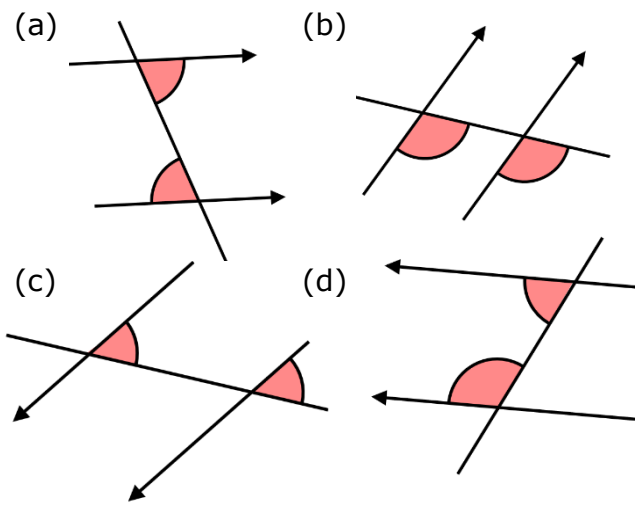
Angles in Parallel Lines

State whether each pair of shaded angles is alternate, corresponding or co-interior.



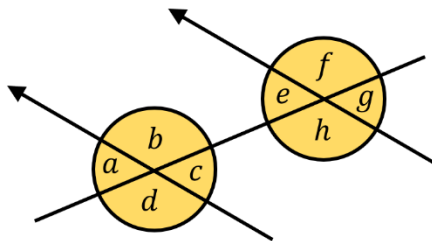
Angles in Parallel Lines

State whether each pair of shaded angles is alternate, corresponding or co-interior.



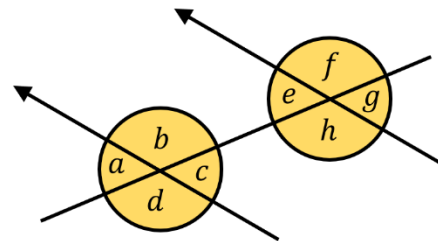
Using the diagram below, write down all the pairs of

- (a) alternate angles
- (b) corresponding angles
- (c) co-interior angles

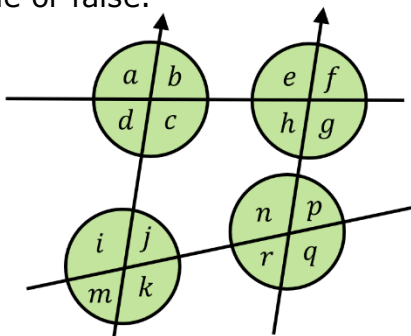


Using the diagram below, write down all the pairs of

- (a) alternate angles
- (b) corresponding angles
- (c) co-interior angles

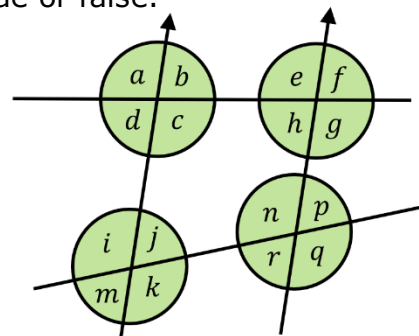


Decide whether each of these statements are true or false.



- (a) c and h are co-interior angles
- (b) c and k are corresponding angles
- (c) d and i are co-interior angles
- (d) j and r are alternate angles
- (e) h and n are co-interior angles
- (f) h and p are alternate angles
- (g) j and p are corresponding angles

Decide whether each of these statements are true or false.



- (a) c and h are co-interior angles
- (b) c and k are corresponding angles
- (c) d and i are co-interior angles
- (d) j and r are alternate angles
- (e) h and n are co-interior angles
- (f) h and p are alternate angles
- (g) j and p are corresponding angles