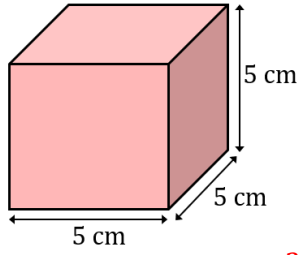


Surface Area of Cubes, Cuboids and Prisms

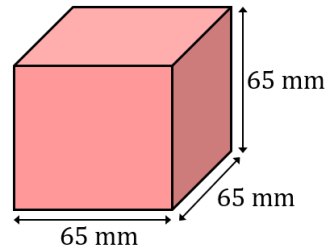
Find the total surface area of each of these 3D shapes. Give units with your answers.

(a)



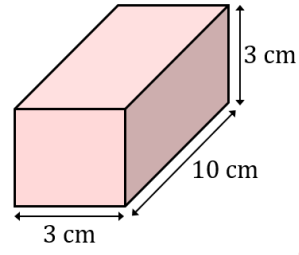
150 cm^2

(b)



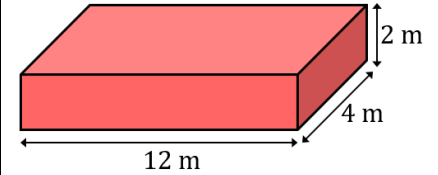
25350 mm^2

(c)



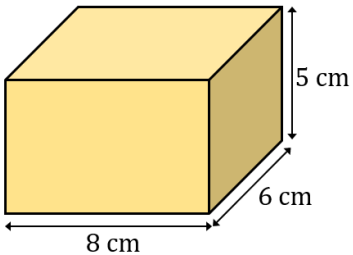
138 cm^2

(d)



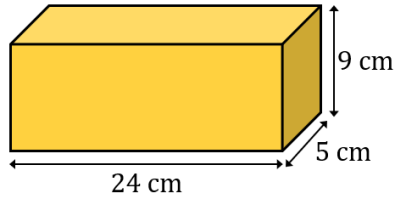
160 m^2

(e)



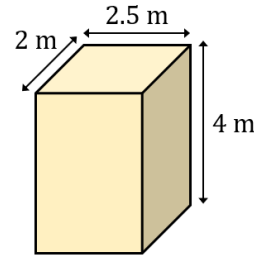
236 cm^2

(f)



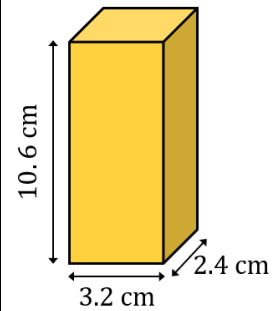
762 cm^2

(g)



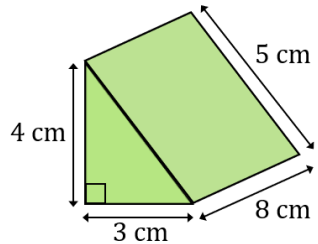
46 m^2

(h)



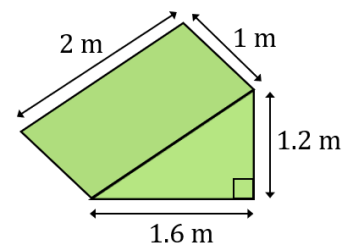
134.08 cm^2

(i)



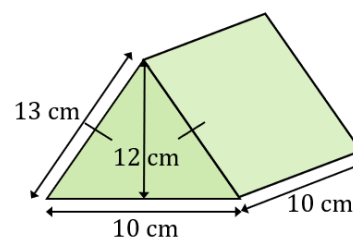
108 cm^2

(j)



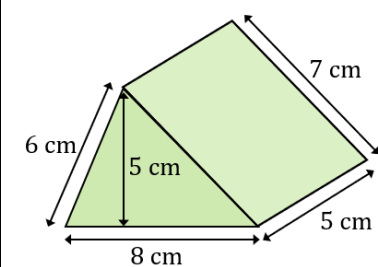
6.72 m^2

(k)



480 cm^2

(l)



145 cm^2