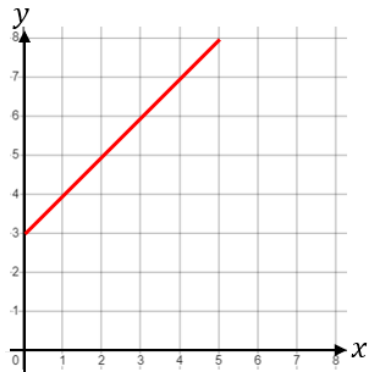
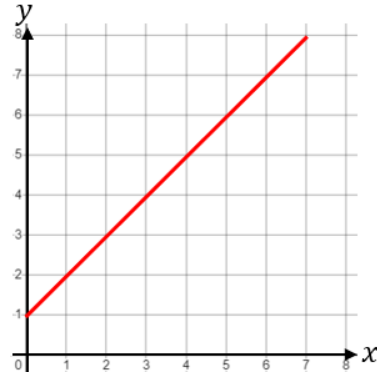
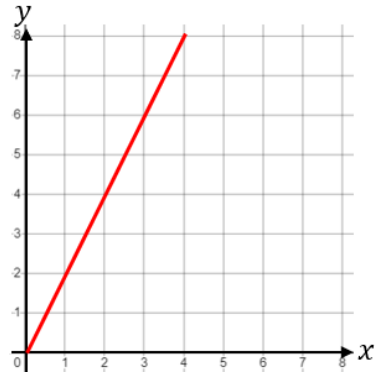
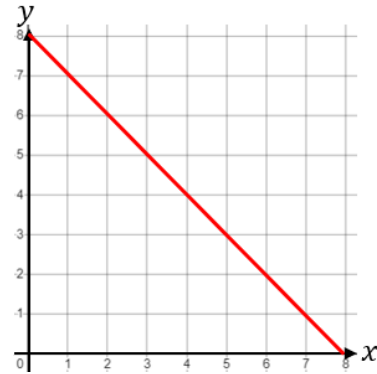


Fill in the Blanks

Plotting Straight Line Graphs

Equation	$y = x + 3$	$y = x + 1$	$y = 2x$	$y = 8 - x$																																								
Table	<table border="1"> <tr><td>x</td><td>0</td><td>1</td><td>2</td><td>3</td></tr> <tr><td>y</td><td>3</td><td>4</td><td>5</td><td>6</td></tr> </table>	x	0	1	2	3	y	3	4	5	6	<table border="1"> <tr><td>x</td><td>0</td><td>1</td><td>2</td><td>3</td></tr> <tr><td>y</td><td>1</td><td>2</td><td>3</td><td>4</td></tr> </table>	x	0	1	2	3	y	1	2	3	4	<table border="1"> <tr><td>x</td><td>0</td><td>1</td><td>2</td><td>3</td></tr> <tr><td>y</td><td>0</td><td>2</td><td>4</td><td>6</td></tr> </table>	x	0	1	2	3	y	0	2	4	6	<table border="1"> <tr><td>x</td><td>0</td><td>1</td><td>2</td><td>3</td></tr> <tr><td>y</td><td>8</td><td>7</td><td>6</td><td>5</td></tr> </table>	x	0	1	2	3	y	8	7	6	5
x	0	1	2	3																																								
y	3	4	5	6																																								
x	0	1	2	3																																								
y	1	2	3	4																																								
x	0	1	2	3																																								
y	0	2	4	6																																								
x	0	1	2	3																																								
y	8	7	6	5																																								
Graph																																												

Equation	$y = 2x + 1$	$y = x - 1$	$y = 2 - x$	$y = 0.5x + 3$																																								
Table	<table border="1"> <tr><td>x</td><td>-2</td><td>-1</td><td>0</td><td>1</td></tr> <tr><td>y</td><td>-3</td><td>-1</td><td>1</td><td>3</td></tr> </table>	x	-2	-1	0	1	y	-3	-1	1	3	<table border="1"> <tr><td>x</td><td>-2</td><td>-1</td><td>0</td><td>1</td></tr> <tr><td>y</td><td>-3</td><td>-2</td><td>-1</td><td>0</td></tr> </table>	x	-2	-1	0	1	y	-3	-2	-1	0	<table border="1"> <tr><td>x</td><td>-2</td><td>-1</td><td>0</td><td>1</td></tr> <tr><td>y</td><td>4</td><td>3</td><td>2</td><td>1</td></tr> </table>	x	-2	-1	0	1	y	4	3	2	1	<table border="1"> <tr><td>x</td><td>-2</td><td>-1</td><td>0</td><td>1</td></tr> <tr><td>y</td><td>2</td><td>2.5</td><td>3</td><td>3.5</td></tr> </table>	x	-2	-1	0	1	y	2	2.5	3	3.5
x	-2	-1	0	1																																								
y	-3	-1	1	3																																								
x	-2	-1	0	1																																								
y	-3	-2	-1	0																																								
x	-2	-1	0	1																																								
y	4	3	2	1																																								
x	-2	-1	0	1																																								
y	2	2.5	3	3.5																																								
Graph	