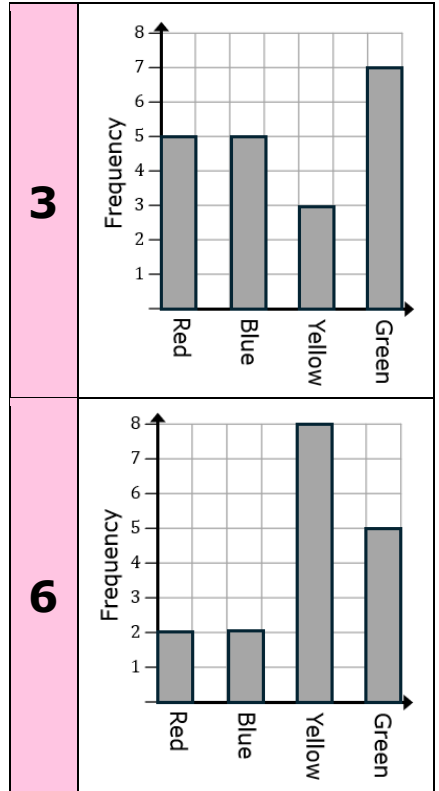
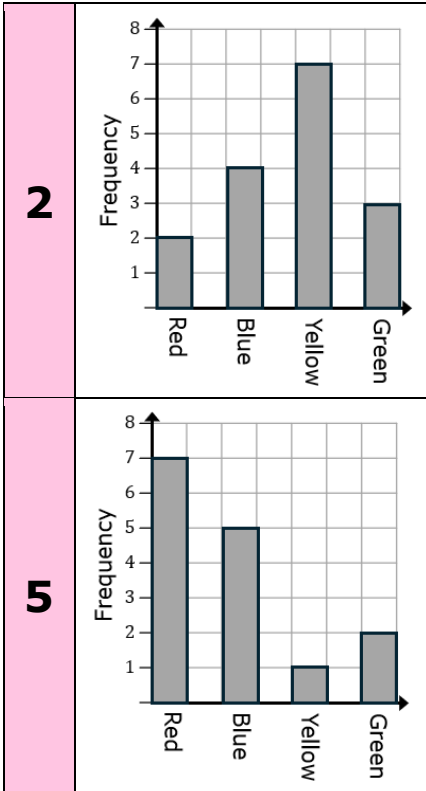
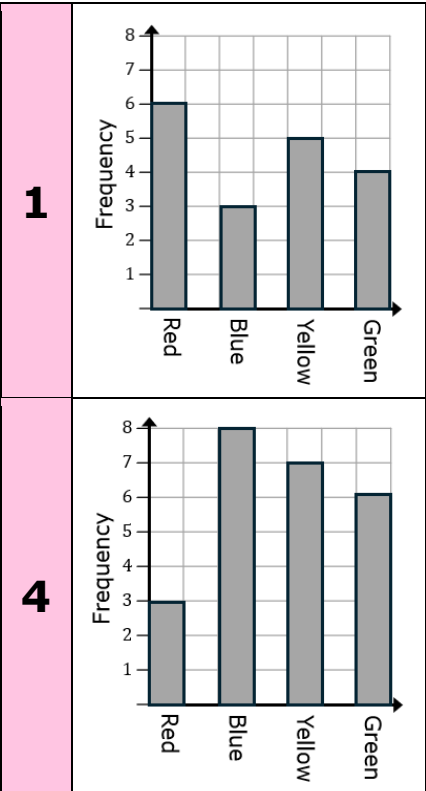


Match-Up

Reading Bar Charts

Match two correct statements to each bar chart showing students' favourite colours.



A	Three more students said yellow was their favourite than said blue.
D	Twice as many students preferred green than red as their favourite colour.
G	Half of students said yellow or green was their favourite colour.
J	The most popular colour chosen by students was green.

Three more students
said yellow was their
favourite than said
blue.

D	Twice as many students preferred green than red as their favourite colour.
----------	--

Twice as many students preferred green than red as their favourite colour.

G	Half of students said yellow or green was their favourite colour.
----------	---

Half of students said yellow or green was their favourite colour.

J	The most popular colour chosen by students was green.
----------	---

The most popular colour chosen by students was green.

B	A total of 15 students were surveyed.
E	Twelve students did not choose red as their favourite colour.
H	Three more students said blue was their favourite than said green.
K	One third of students said red was their favourite colour.

A total of 15 students were surveyed.

E	Twelve students did not choose red as their favourite colour.
----------	---

Twelve students did not choose red as their favourite colour.

H	Three more students said blue was their favourite than said green.
---	--

Three more students said blue was their favourite than said green.

K	One third of students said red was their favourite colour.
----------	--

One third of students said red was their favourite colour.

C	Seven students said red or green was their favourite colour.
F	A total of 24 students were surveyed.
I	The ratio of students who preferred yellow to red was 4: 1
L	12.5% of students said their favourite colour was red.

Seven students said red or green was their favourite colour.

F	A total of 24 students were surveyed.
----------	---------------------------------------

A total of 24 students were surveyed.

I	The ratio of students who preferred yellow to red was 4: 1
----------	--

The ratio of students who preferred yellow to red was 4: 1

L	12.5% of students said their favourite colour was red.
---	--

12.5% of students said their favourite colour was red.

[illegible]